

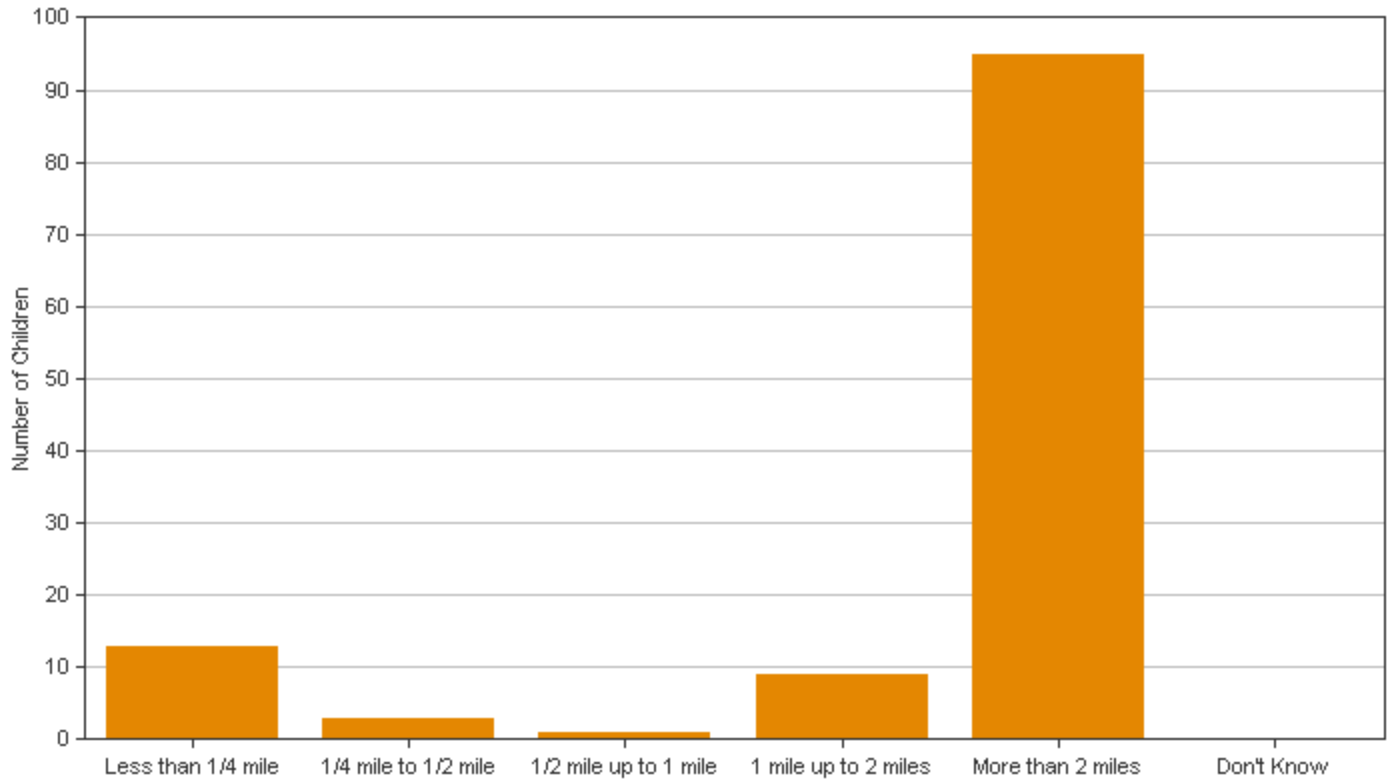
Parent Survey Summary Report:

Process Summary Information:

Program Name:	Access Health	Survey Data Collected:	Fall2009
School Name:	Jordan Acres Ele	Data Collection Phase: (pre = Before program began mid = During program; post = After program ended)	other
Reported Enrollment:	402	Number of Surveys Distributed:	402
Date Report Generated:	12/31/2009	Number of Surveys in Report:	121

This report provides information from parents about their perceptions and attitudes on their child walking and bicycling to school. The data used in this report were collected using the Survey about Walking and Biking to School for Parents form from the National Center for Safe Routes to School.

Number of Children by Distance They Live From School:

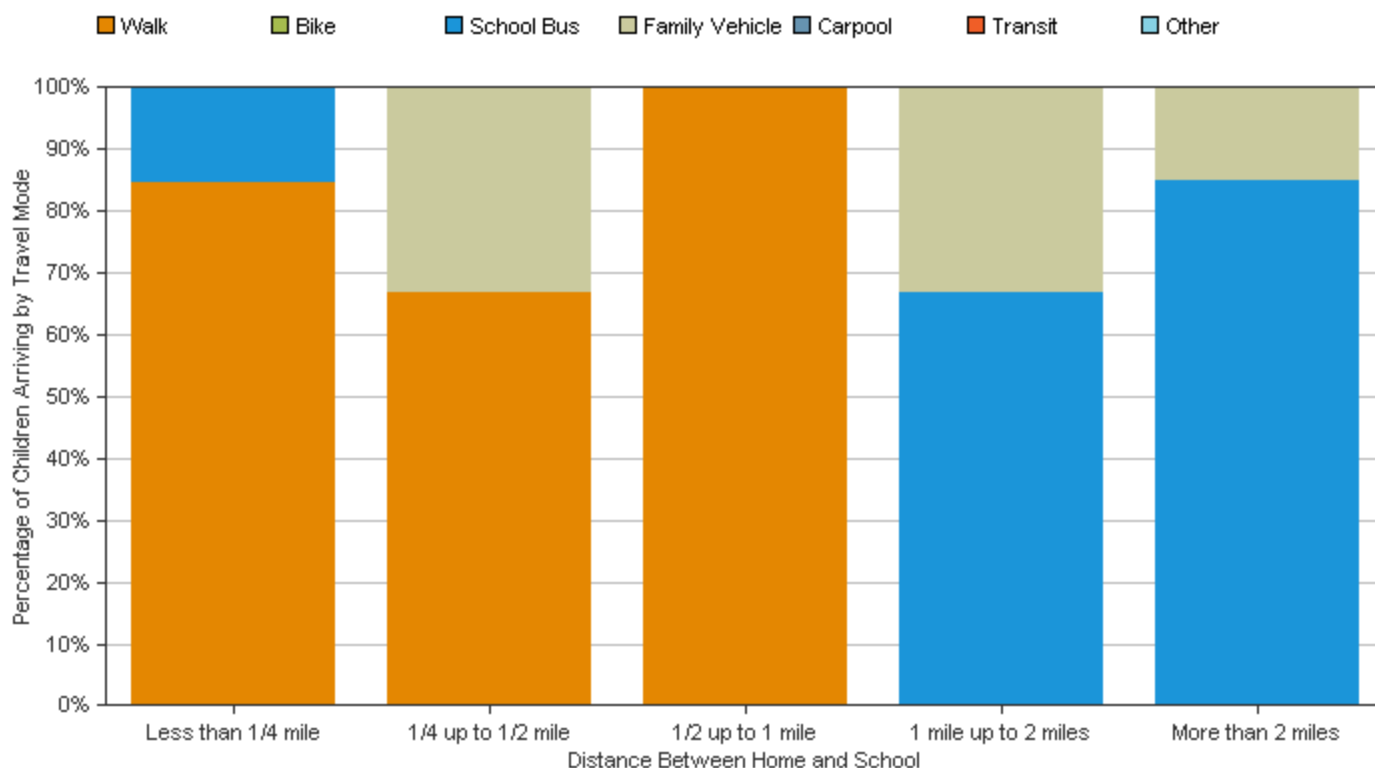


Number of Children by Distance They Live From School:

Distance from School	Number of Children
Less than 1/4 mile	13 (10.7%)
1/4 mile up to 1/2 mile	3 (2.5%)
1/2 mile up to 1 mile	1 (0.8%)
1 mile up to 2 miles	9 (7.4%)
More than 2 miles	95 (78.5%)
Don't know	0 (0%)
No response: 0	

(Percentages may not total 100% due to rounding.)

Percentage of Children by Travel Mode to School and Distance Between Home and School:



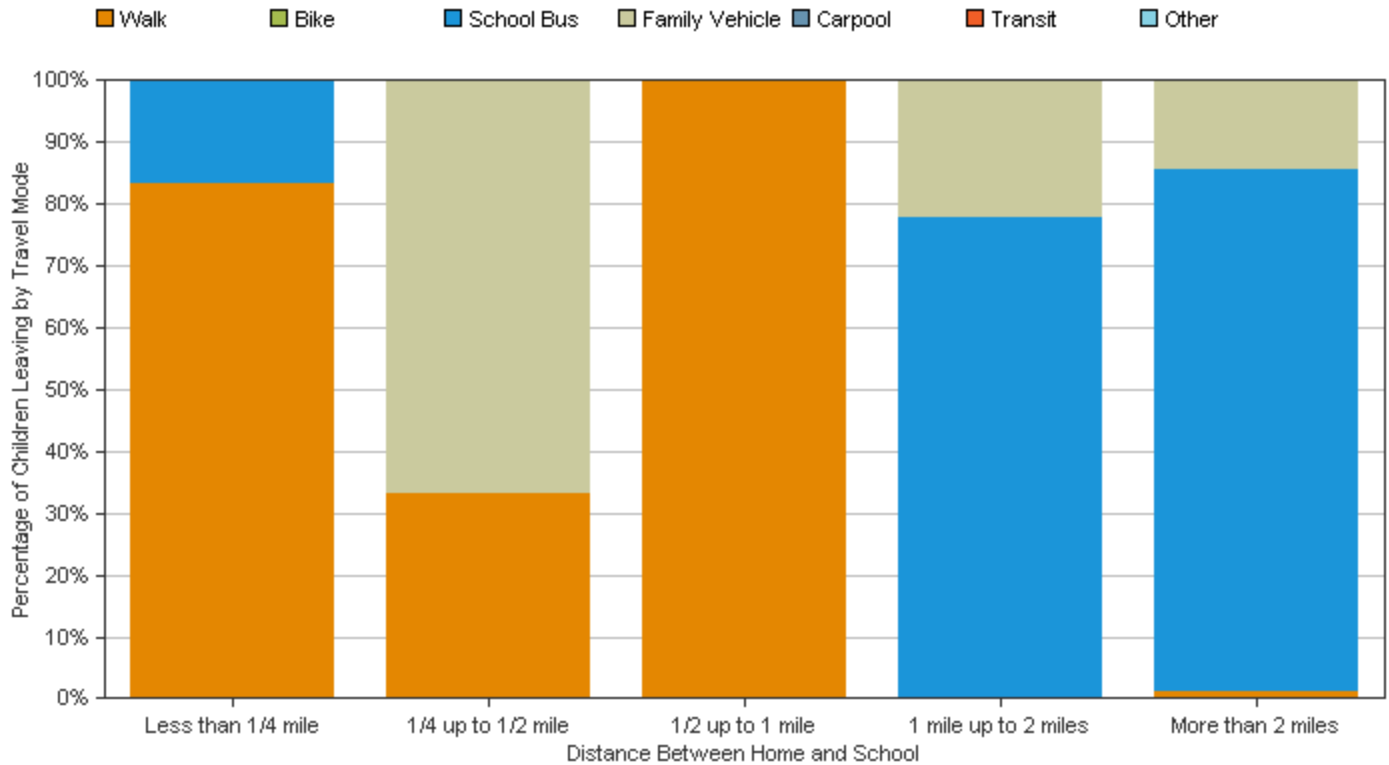
Number of Children by Travel Mode to School and Distance Between Home and School:

Mode	Less than 1/4 mile	1/4 mile up to 1/2 mile	1/2 mile up to 1 mile	1 mile up to 2 miles	More than 2 miles	Row Totals by Mode
Walk	11 (9.2%)	2 (1.7%)	1 (0.8%)	0 (0%)	0 (0%)	14 (11.7%)
Bike	0 (0%)	0 (0%)	0 (0%)	0 (0%)	0 (0%)	0 (0%)
School Bus	2 (1.7%)	0 (0%)	0 (0%)	6 (5.0%)	80 (66.7%)	88 (73.4%)
Family Vehicle	0 (0%)	1 (0.8%)	0 (0%)	3 (2.5%)	14 (11.7%)	18 (15%)
Carpool	0 (0%)	0 (0%)	0 (0%)	0 (0%)	0 (0%)	0 (0%)
Transit	0 (0%)	0 (0%)	0 (0%)	0 (0%)	0 (0%)	0 (0%)
Other	0 (0%)	0 (0%)	0 (0%)	0 (0%)	0 (0%)	0 (0%)
Column Totals by Distance	13 (10.9%)	3 (2.5%)	1 (0.8%)	9 (7.5%)	94 (78.4%)	

No Response: 1

(Percentages may not total 100% due to rounding.)

Percentage of Children by Travel Mode from School and Distance Between Home and School:



Number of Children by Travel Mode from School and Distance Between School and Home:

Mode	Less than 1/4 mile	1/4 mile up to 1/2 mile	1/2 mile up to 1 mile	1 mile up to 2 miles	More than 2 miles	Row Totals by Mode
Walk	10 (8.7%)	1 (0.9%)	1 (0.9%)	0 (0%)	1 (0.9%)	13 (11.4%)
Bike	0 (0%)	0 (0%)	0 (0%)	0 (0%)	0 (0%)	0 (0%)
School Bus	2 (1.7%)	0 (0%)	0 (0%)	7 (6.1%)	76 (66.1%)	85 (73.9%)
Family Vehicle	0 (0%)	2 (1.7%)	0 (0%)	2 (1.7%)	13 (11.3%)	17 (14.7%)
Carpool	0 (0%)	0 (0%)	0 (0%)	0 (0%)	0 (0%)	0 (0%)
Transit	0 (0%)	0 (0%)	0 (0%)	0 (0%)	0 (0%)	0 (0%)
Other	0 (0%)	0 (0%)	0 (0%)	0 (0%)	0 (0%)	0 (0%)
Column Totals by Distance	12 (10.4%)	3 (2.6%)	1 (0.9%)	9 (7.8%)	90 (78.3%)	

No Response: 6

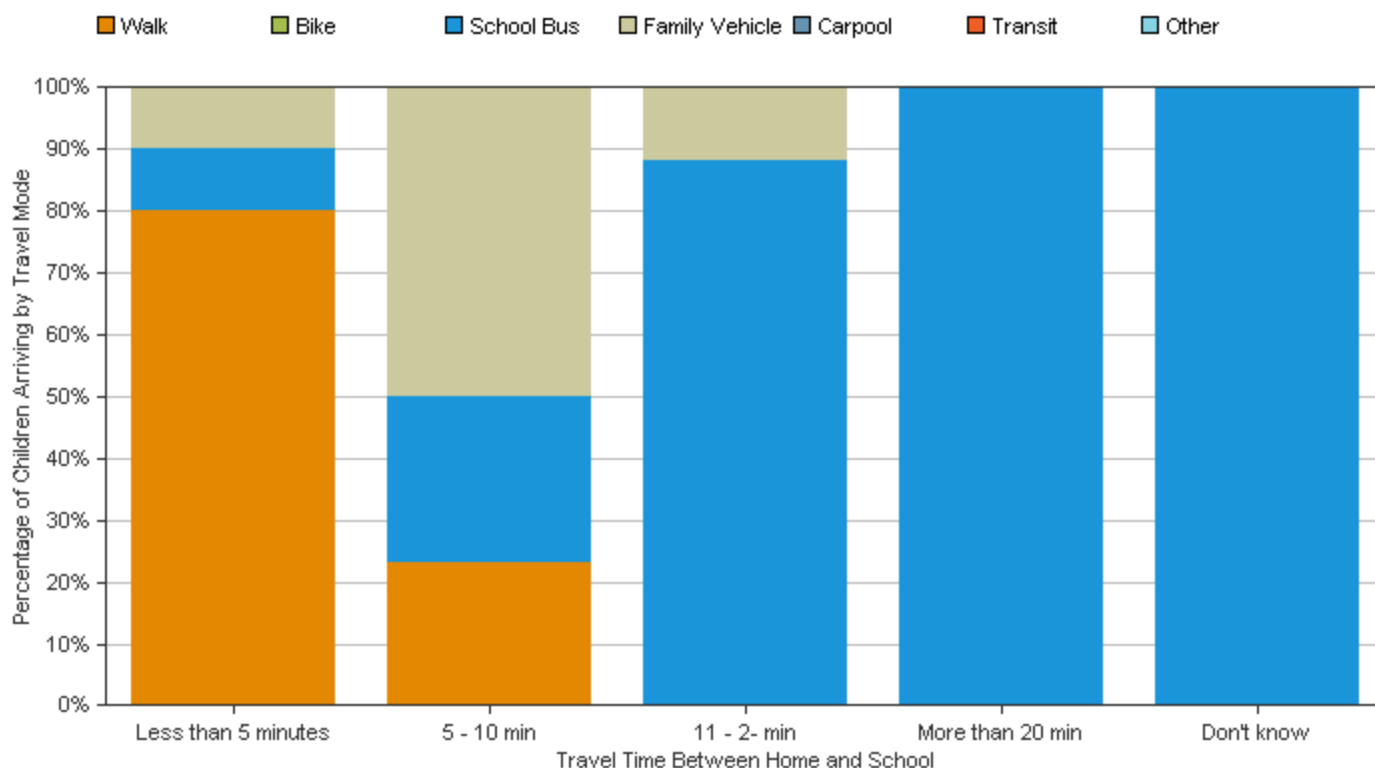
(Percentages may not total 100% due to rounding.)

Number of Children by School Arrival Travel Mode and Travel Time to School:

Travel Mode	Less than 5 min	5 - 10 min	11 - 20 min	More than 20 min	Don't know	Row Totals by Mode
Walk	8 (6.7%)	6 (5.0%)	0 (0%)	0 (0%)	0 (0%)	14 (11.7%)
Bike	0 (0%)	0 (0%)	0 (0%)	0 (0%)	0 (0%)	0 (0%)
School Bus	1 (0.8%)	7 (5.8%)	30 (25.0%)	45 (37.5%)	5 (4.2%)	88 (73.3%)
Family Vehicle	1 (0.8%)	13 (10.8%)	4 (3.3%)	0 (0%)	0 (0%)	18 (14.9%)
Carpool	0 (0%)	0 (0%)	0 (0%)	0 (0%)	0 (0%)	0 (0%)
Transit	0 (0%)	0 (0%)	0 (0%)	0 (0%)	0 (0%)	0 (0%)
Other	0 (0%)	0 (0%)	0 (0%)	0 (0%)	0 (0%)	0 (0%)
Column Totals by Time	10 (8.3%)	26 (21.6%)	34 (28.3%)	45 (37.5%)	5 (4.2%)	
<i>No Response: 1</i>						

(Percentages may not total 100% due to rounding.)

Percentage of Children by Travel Time to School and School Arrival Travel Mode:



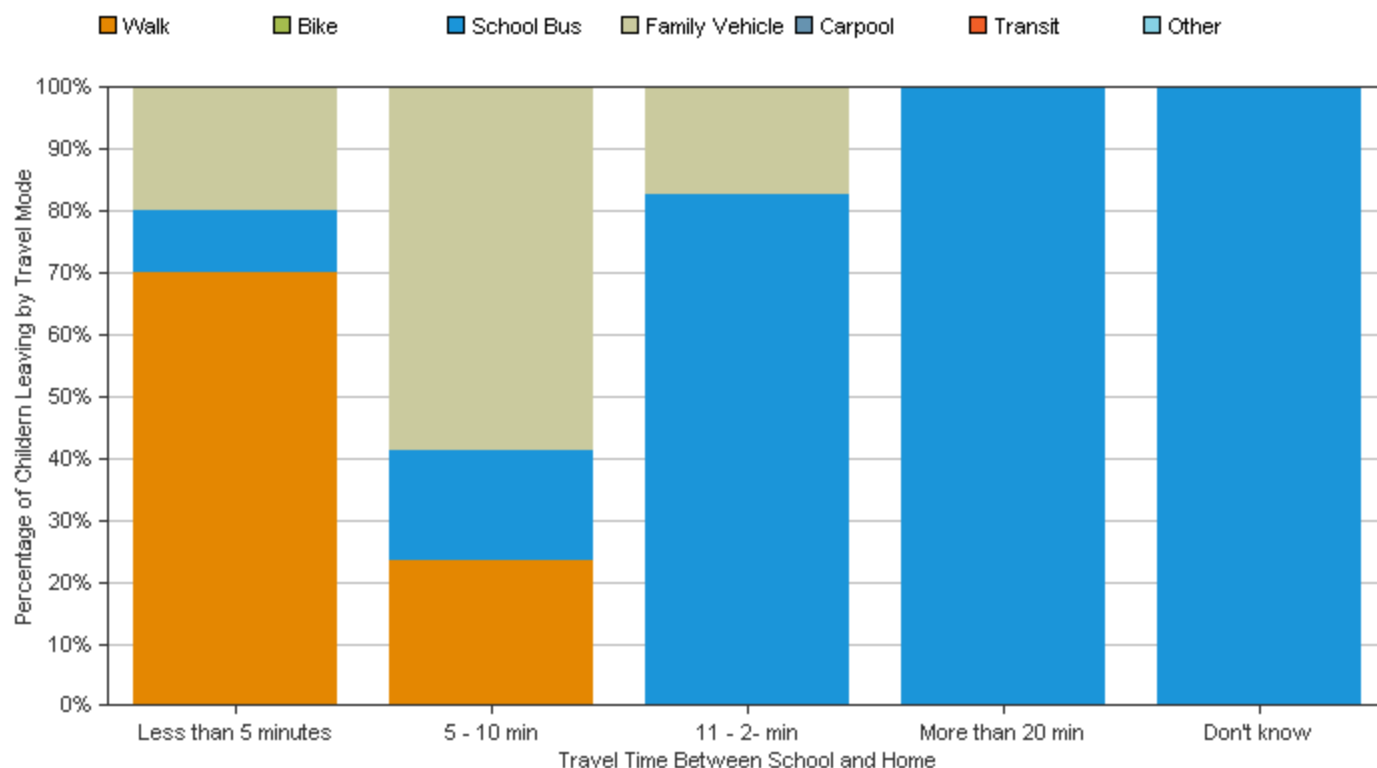
Number of Children by School Departure Mode and Travel Time from School:

Travel Mode	Less than 5 min	5 - 10 min	11 - 20 min	More than 20 min	Don't know	Row Totals by Mode
Walk	7 (6.4%)	4 (3.6%)	0 (0%)	0 (0%)	0 (0%)	11 (10%)
Bike	0 (0%)	0 (0%)	0 (0%)	0 (0%)	0 (0%)	0 (0%)
School Bus	1 (0.9%)	3 (2.7%)	19 (17.3%)	56 (50.9%)	4 (3.6%)	83 (75.4%)
Family Vehicle	2 (1.8%)	10 (9.1%)	4 (3.6%)	0 (0%)	0 (0%)	16 (14.5%)
Carpool	0 (0%)	0 (0%)	0 (0%)	0 (0%)	0 (0%)	0 (0%)
Transit	0 (0%)	0 (0%)	0 (0%)	0 (0%)	0 (0%)	0 (0%)
Other	0 (0%)	0 (0%)	0 (0%)	0 (0%)	0 (0%)	0 (0%)
Column Totals by Time	10 (9.1%)	17 (15.4%)	23 (20.9%)	56 (50.9%)	4 (3.6%)	

No Response: 11

(Percentages may not total 100% due to rounding.)

Percentage of Children by Travel Time from School and School Departure Travel Mode:



Number of Children Who Have Asked Their Parent for Permission to Walk or Bike to/from School in the Last Year Separated by Distance They Live from School:

Distance from School	Have Asked	Have Not Asked
Less than 1/4 mile	12 (10.0%)	1 (0.8%)
1/4 mile up to 1/2 mile	3 (2.5%)	0 (0%)
1/2 mile up to 1 mile	0 (0%)	0 (0%)
1 mile up to 2 miles	6 (5.0%)	3 (2.5%)
More than 2 miles	41 (34.2%)	54 (45.0%)
<i>No Response: 1</i>		

(Percentages may not total 100% due to rounding.)

Grade When Parent Would Allow Child Walk or Bike to/from School without an Adult Separated by Distance They Live from School:

Grade	Less than 1/4 mile	1/4 mile up to 1/2 mile	1/2 mile up to 1 mile	1 mile up to 2 miles	More than 2 miles
Kindergarten	0 (0%)	0 (0%)	0 (0%)	0 (0%)	0 (0%)
1st Grade	0 (0%)	0 (0%)	0 (0%)	0 (0%)	0 (0%)
2nd Grade	4 (3.8%)	0 (0%)	0 (0%)	0 (0%)	1 (0.9%)
3rd Grade	2 (1.9%)	0 (0%)	0 (0%)	0 (0%)	1 (0.9%)
4th Grade	2 (1.9%)	1 (0.9%)	0 (0%)	1 (0.9%)	1 (0.9%)
5th Grade	0 (0%)	2 (1.9%)	0 (0%)	2 (1.9%)	8 (7.5%)
6th Grade	0 (0%)	0 (0%)	0 (0%)	3 (2.8%)	19 (17.9%)
7th Grade	0 (0%)	0 (0%)	0 (0%)	0 (0%)	2 (1.9%)
8th Grade	0 (0%)	0 (0%)	0 (0%)	0 (0%)	8 (7.5%)
Not at any Grade	2 (1.9%)	0 (0%)	0 (0%)	3 (2.8%)	44 (41.5%)

No Response: 15

(Percentages may not total 100% due to rounding.)

Issues which Affect Parent's Decision to Allow or Not Allow Their Child to Walk or Bike to/from School Separated by Children who Do and Do Not Already Walk or Bike To/From School:

Issue	Child walks/bikes to school	Child does not walk/bike to school
Distance	2 (66.7%)	71 (88.8%)
Convenience of driving	0 (0.0%)	4 (5.0%)
Time	0 (0.0%)	31 (38.8%)
Before/after-school activities	0 (0.0%)	11 (13.8%)
Traffic speed along route to school	1 (33.3%)	51 (63.7%)
Traffic volume along route	1 (33.3%)	54 (67.5%)
Adults to walk/bike with	1 (33.3%)	24 (30.0%)
Sidewalks or pathways	0 (0.0%)	37 (46.3%)
Safety of intersections & crossings	2 (66.7%)	48 (60.0%)
Crossing guards	1 (33.3%)	15 (18.8%)
Violence or crime	2 (66.7%)	33 (41.3%)
Weather or climate	1 (33.3%)	35 (43.8%)
Number of Respondents Per Category	3	80

No Response: 38

(Percentages may not total 100% due to rounding.)

For Parents Whose Children Do Not Walk or Bike to/from School, Number of Parents Responding to question: Would You Probably let Your Child Walk or Bike to/from School Issues Were Changed or Improved?

Issue	Number of parents reporting that:		
	Change Would affect decision	Change Would Not affect decision	Not Sure if change would affect decision
Distance	68 (68.0%)	20 (20.0%)	7 (7.0%)
Convenience of driving	7 (7.0%)	32 (32.0%)	4 (4.0%)
Time	30 (30.0%)	25 (25.0%)	4 (4.0%)
Before/after-school activities	12 (12.0%)	31 (31.0%)	4 (4.0%)
Traffic speed along route to school	47 (47.0%)	27 (27.0%)	8 (8.0%)
Traffic volume along route	49 (49.0%)	26 (26.0%)	9 (9.0%)
Adults to walk/bike with	32 (32.0%)	18 (18.0%)	4 (4.0%)
Sidewalks or pathways	46 (46.0%)	19 (19.0%)	5 (5.0%)
Safety of intersections & crossings	49 (49.0%)	20 (20.0%)	7 (7.0%)
Crossing guards	21 (21.0%)	18 (18.0%)	6 (6.0%)
Violence or crime	16 (16.0%)	24 (24.0%)	4 (4.0%)
Weather or climate	36 (36.0%)	24 (24.0%)	7 (7.0%)
Number of Respondents That Selected at Least 1 Issue: 100			
<i>No Response: 5</i>			

(Percentages may not total 100% due to rounding.)

Number of Parents Who Feel Their Child's School Encourages or Discourages Walking and Biking to/from School:

	Strongly Encourage	Encourage	Neutral	Discourage	Strongly Discourage
Number	29 (25.0%)	59 (50.9%)	27 (23.3%)	1 (0.9%)	0 (0%)

No Response: 5

Number of Parents Reporting the Level of Fun Walking and Biking to/from School is for Their Child:

	Very Fun	Fun	Neutral	Boring	Very Boring
Number	28 (25.9%)	50 (46.3%)	25 (23.1%)	2 (1.9%)	3 (2.8%)

No Response: 13

Number of Parents Reporting How Healthy Walking and Biking to/from School is for Their Child:

	Very Healthy	Healthy	Neutral	Unhealthy	Very Unhealthy
Number	71 (63.4%)	30 (26.8%)	10 (8.9%)	0 (0%)	1 (0.9%)

No Response: 9

Parent Comments

This table displays the comments provided by parents as part of this Parent Survey. These comments have been entered in two ways — they may have been entered by the local program, or they may have been scanned and processed by the National Center for Safe Routes to School (NCSRTS). Comments scanned and processed by NCSRTS may have not been edited for content, spelling, and other typographical errors that may have as part of the scanning and handwriting recognition process.

Comments from: Jordan Acres Ele

SurveyID	Comment
1552914	I THINK IT'S GREAT THAT JORDAN ACRES DOES THIS AT THEIR SCHOOL.
1552915	I WISH THE BIKE / WALK DAYS WERE NOT ALWAYS ON THURSDAYS - THAT'S A DAY I WORK CHANGING THE DAY OF WEEK EACH MONTH COULD POSSIBLY ALLOW MORE PEOPLE TO PARTICIPATE. THANK YOU FOR INITIATING THIS WONDERFUL COMMUNITY ACTIVITY!
1552918	SHE'S ONLY IN K - SO THESE ARE HARD TO ANSWER NOW. SHE LOVES THE BUS I WORK AND I HAVE A 4 YEAR OLD. TOO MUCH TO FACTOR WHETHER OR NOT I WOULD EVER LET HER WALK / BIKE.
1552921	MY DAUGHTER IS IN KINDERGARTEN THIS YEAR. WE BIKED TO SCHOOL WITH HER OLDER BROTHER LAST YEAR AND HAD A GREAT TIME.
1552928	THE COOK'S CORNER SIDE OF BRUNSWICK IS NOT SAFE FOR RIDING OR WALKING. I WOULD LOVE TO SEE IMPROVEMENTS SO WE COULD BIKE TO TOWN & SCHOOL. MAYBE A BIKE ROUTE THROUGH THE BASE PROPERTY?
1552929	I THINK THIS IS A GREAT PROGRam!
1552934	WE LIVE CLOSE SO WE ARE WALKERS I DON'T FEEL SAFE TO LET HER WALK ALONE TILL ABOUT 4TH GRADE.
1552935	MY RESPONDS ARE A RESULT OF MY DAUGHTER BEING IN 1ST GRADE. MY 10TH GRADE DAUGHTER DOES RIDE HER BIKE SOMETIMES.
1552936	IF MY CHILD WAS ATTENDING THE CLOSEST SCHOOL SHE WOULD BE WALKING OR RIDING HER BIKE EVERYDAY THAT WEATHER ALLOWS.
1552939	DISTANCE SPEED AND AMOUNT OF TRAFFIC AND LACK OF SIDEWALKS / PATHS MAKE IT UNSAFE FOR CHILDREN AND ADULTS TO RIDE BIKES IN OUR AREA.
1552940	WE LIVE OVER 8 MILES FROM THE SCHOOLS & TOWN SO I WOULD NOT LET MY CHILDREN BIKE TO SCHOOL UNTIL AT LEAST THE AGE OF 13. I GREW UP ON THIS ROAD & BIKED TO SCHOOL LEAST 3 TIMES A YEAR IN HIGH SCHOOL.
1552949	WE ALL LOVE BIKE - WALK TO SCHOOL DAYS!
1552950	I THINK A GROUP WALK WEATHER PERMITTING WOULD BE FUN FOR HER EXCEPT TEHE ADDITION OF THE BACKPACK WILL MAKE IT MORE WORK BUT SHE WOULD ENJOY IT. SAFETY IS MY MAIN CONCERN ALONG WITH TEMPS.
1552952	WE ARE IN WALKING DISTANCE OF OUR SCHOOL BUT OUR CHILD TAKES A BUS FROM DAYCARE. IF OUR JOBS ALLOWED US TO WALK TO AND FROM SCHOOL WE WOULD LOVE THAT.

1552955	WE WOULD LOVE TO WALK TO SCHOOL. BUT THE WAY WE ARE DISTRICTED WE ATTEND THE FARTHEST (VS. THE CLOSET) ELEMENTARY SCHOOL IN OUR TOWN. ALSO WE HAVE A LARGE SECTION OF OUR ROUTE WITH A VERY NARROW VERY BUSY ROAD WITH NO SIDEWALKS - NOT SAFE FOR KIDS OR ADULTS. QUESTIONS #13 & #14 - SCHOOL ENCOURAGES IT BUT IS COMPLETELY UNSAFE & UNREALISTIC. 2 DEGREES DISTANCE AND NO SIDEWALKS. QUESTION #5 - WE PASS ALL THREE ELEMENTARY SCHOOLS IN BRUNSWICK BEFORE WE GET TO OUR SCHOOL. WHY IS THE DISTRICTING LIKE THIS? WHY AREN'T WE ASSIGNED TO THE CLOSEST SCHOOL WHICH IS 1.5 MILES FROM OUR HOUSE??
1552957	NOT SURE HOW RELEVANT THIS SURVEY IS FOR BUS STUDENTS
1552959	MASTERS DEGREE
1552961	FIX THE LUNCH PROGRAM WHILE YOU'RE AT IT.
1552962	WE LIVE TO FAR FROM SCHOOL TO WALK OR BIKE AND IT WOULD BE VERY UNSAFE MY CHILD IS FIT THIN AND HEALTHY AND VERY ACTIVE - SHE DOES NOT NEED AN ADDITIONAL ACTIVITY. SHE SHOULD BE ABLE TO RIDE THE BUS AND NOT MADE TO WALK AT ALL. I AM AGAINST THE WHOLE BIKE WALK IDEA FOR MY CHILD!
1552964	BOTH CHILDREN ARE VERY ACTIVE IN SPORTS. THEY BOTH HATE WALK TO SCHOOL DAY AND ARE DRIVEN ON THOSE DAYS.
1552965	ROBERT IS JUST ABOUT OLD ENOUGH TO TRUST RIDING TO & FROM SCHOOL ON HIS BIKE THE ONLY THING THAT WORRIES ME A LITTLE BIT WITH HIM IS HIS LACK OF PAYING ATTENTION TO WHERE HE'S GOING AND ALL OF HIS SURROUNDING OBSTICALES SUCH AS PEDESTRIANS CARS PEOPLE TURNING ANIMALS AND SO FORTH.
1552966	IF WE DIDN'T LIVE SO FAR FROM SCHOOL WE WOULD LOVE TO WALK AND ESPECIALLY RIDE BIKES.
1552968	PRIORITY - SCHOOLS SHOULD HAVE COVERED BIKE PARKING / STORAGE AND ADEQUATE BIKE PARKING FOR ALL CYCLISTS. BIKE PARKING SHOULD BE OBVIOUS AND NOT AN AFTER THOUGHT.
1552970	WHILE I SUPPORT THE PHILOSOPHY BEHIND THE PROGRAM IT JUST ISN'T PRACTICAL FOR THOSE OF US WHO LIVE MILES AWAY FROM THE SCHOOL. BECAUSE OF THE BUS SCHEDULE MY CHILDREN ARE LATE TO SCHOOL ON THESE WALK TO SCHOOL DAYS. WHY NOT INVEST THE TIME & ENERGY IN A PROGRAM THAT CAN HAVE MORE LASTING EFFECT.
1552974	TOO FAR! I WOULDN'T FEEL SAFE ABOUT HIM WALKING OR BIKING THE ROUTE AT ANY AGE.
1552983	MY DAUGHTER PASSES BY A CLOSER SCHOOL TO GET TO JA.
1552984	MY DAUGHTER IS A THIRD GRADER SHE AND I FREQUENTLY WALK TO/FROM SCHOOL TOGETHER. THE TRAFFIC AND OTHER SAFETY CONCERNS MAKE IT IMPOSSIBLE FOR HER TO DO ON HER OWN. HER SCHOOL DOES NOT ENCOURAGE WALKING OR BIKING. NO BIKE RACKS AVAILABLE PLUS THEY WON'T RELEASE CHILDREN W/O AN ADULT PRESENT. CHILDREN NOT ALLOWED TO RIDE BIKES.
1552991	WE LIVE OFF OF RT 123. WE WOULD DO MORE IF THERE WERE A BIKE PATH AND PEOPLE WENT THE SPEED LIMIT.
1552994	RASHAD IS ALLOWED TO WALK.

1552996	I WOULD LOVE FOR THE KIDS TO BIKE TO SCHOOL. RAYMOND ROAD - CARS DRIVE WAY FASTER THEN THE 35 MPH IT'S HILLY W/POOR SIGHTLINES - THEN TO CHURCH RD - NO BIKE LANE NARROW ROAD CARS DRIVING WAY TOO FAST.
1553006	SILAS IS VERY GOOD ON A BIKE HE HAS GONE UP TO THE CONVIENCE STORE AT THE END OF THE ROAD WE LIVE OFF FROM HE'S BEEN WITH ME BEFORE & HE'S BEEN TO TOWN ON HIS BIKE WITH HIS OLDEST BROTHER HE'S A VERY GOOD BIKE RIDER BUT I WOULDN'T FEEL COMFORTABLE WITH HIM GOING ALL ALONE.
1553010	MY SON GOES TO FAMILY FOCUS AT J.A. 6:30 - 5:30. QUESTION #11 - N/A NO - DOESN'T FIT WITH MY SCHEDULE AND WORK.
1553011	MADISON IS STILL A LITTLE BIT TO YOUNG TO BE ABLE TO TRUST HER RIDING A BIKE TO & FROM SCHOOL WITHOUT ANY ADULT SUPERVISION MAYBE WHEN SHE'S A LITTLE OLDER.
1553019	MY SON HAS AUTISM. I WOULD NOT LET HIM BIKE OR WALK TO SCHOOL ALONE. WE LIVE TOO FAR AWAY.
1553024	I THINK WALKING TO SCHOOL IS GREAT! IF THE BUS JUST DROPPED THE KIDS AT THE MALL MAYBE THEN THE KIDS COULD WALK TO JA FROM THERE EVERYDAY. IT WOULD SAVE GAS ENCOURAGE EXERCISE AND GET THE KIDS READY TO SIT IN CLASS. I THINK SMALL LOCAL ONE ROOM SCHOOL HOUSES WERE THE WAY TO GO NO NEED FOR BUSES LOTF OF WALKING BETTER FOODS ETC.
1553026	PS - THERE SHOULD BE A BOX FOR POST - GRADUATE - FOR THOSE WHO HAVE DONE LAW SCHOOL / MED SCHOOL ETC!
1553031	QUESTION # 12 - I DON'T KNOW - I AM NEW TO THE SCHOOL

End of Report