

Sagadahoc County Community Health Status Assessment

1



Tyler J. Raymond, DO/MPH Candidate

ACCESS Health: Mobilizing for Action through Planning and Partnerships

May 7, 2010

2

INTRODUCTION

- The Community Health Status Assessment (CHSA) is one component of the *Mobilizing for Action through Planning and Partnerships* (MAPP) framework designed by the National Association of County and City Health Officials.
- MAPP is a community-driven strategic planning tool for improving community health and it is aimed at prioritizing public health issues and identifying resources to address them.

3

INTRODUCTION

- The CHSA is part of four assessments completed in the MAPP process that includes:
 - Community Themes and Strengths Assessment
 - Local Public Health System Assessment
 - Forces of Change Assessment
- The results of these assessments are utilized to identify the strategic issues that affect the achievement of the shared vision for the community.
- Ultimately, these strategic issues will be used for identifying broad strategies for achieving goals related to the community's shared vision.

4

INTRODUCTION

- The CHSA provides the community with an understanding of its health status and ensures that local priorities include specific health status issues.
- It aims to answer the following questions:
 - How healthy are our residents?
 - What does the health status of our community look like?

5

INTRODUCTION

- The assessment is based on data from the following broad-based categories:
 - Demographic Characteristics
 - Socioeconomic Characteristics
 - Health Resource Availability
 - Quality of Life and Sentinel Events
 - Behavioral Risk Factors
 - Environmental Health
 - Social and Mental Health
 - Maternal and Child Health
 - Death, Illness, and Injury
 - Communicable Disease

6



7

BACKGROUND

The Vision

- *We envision a caring and compassionate community where all members are encouraged and supported to lead healthy and happy lives. Our inclusive community assures economic security, a safe environment, and healthy choices for all. All members of our community have access to quality, affordable, mental, oral, and physical health care that focuses on prevention.*

8

BACKGROUND

Community Themes and Strengths Assessment

- The five most important things that make a community healthy were identified as:
 - Good place to raise children
 - Low crime and safe neighborhoods
 - Good schools
 - Clean environment
 - Access to health care

9

BACKGROUND

Community Themes and Strengths Assessment

- The five most important health problems in the community were identified as:
 - Overweight and obesity
 - Aging problems (e.g. arthritis)
 - Alcohol and drugs
 - Cancer
 - Heart disease and stroke

10

BACKGROUND

Community Themes and Strengths Assessment

- The five most important unhealthy behaviors in the community were identified as:
 - Adult alcohol abuse
 - Lack of exercise
 - Poor eating habits
 - Tobacco use
 - Underage drinking


11

BACKGROUND

Local Public Health Systems Assessment

- The top three ranked public health essential services based on performance scores were:
 - **Diagnose and investigate** health problems and health hazards
 - **Develop policies and plans** that support individual and community health efforts
 - **Inform, educate, and empower** people about health issues

12



RESULTS

Demographic Characteristics

- This includes measures of the total population as well as percent of the total population based on:
 - Age Group
 - Gender
 - Race and Ethnicity
- It also includes data on the population density
- Data is based on the 2005 U.S. Census unless otherwise noted

14

RESULTS

Demographic Characteristics

Average Age of Population

Region	Median Age
Sagadahoc ¹	~41
Midcoast ¹	~43
Maine ¹	~42
U.S. ²	~37

Population Density

Region	People Per Square Mile
Sagadahoc ¹	~145
Midcoast ¹	~80
Maine ¹	~45
U.S. ²	~75

¹U.S. Census Bureau: Population Estimates, 2005
²U.S. Census Bureau: Population Estimates, 2000

15

RESULTS

Demographic Characteristics

INDICATOR	MEASURE	SAGADAHOC	MIDCOAST	MAINE
White ¹	Percentage	96.9%	98.1%	96.9%
Black or African American ¹	Percentage	1.1%	0.5%	0.8%
American Indian or Alaska Native ¹	Percentage	0.4%	0.3%	0.6%
Asian or Pacific Islander ¹	Percentage	0.6%	0.4%	0.8%
Hispanic or Latino ¹	Percentage	1.5%	1.0%	1.0%

¹U.S. Census Bureau: Population Estimates, 2005

16

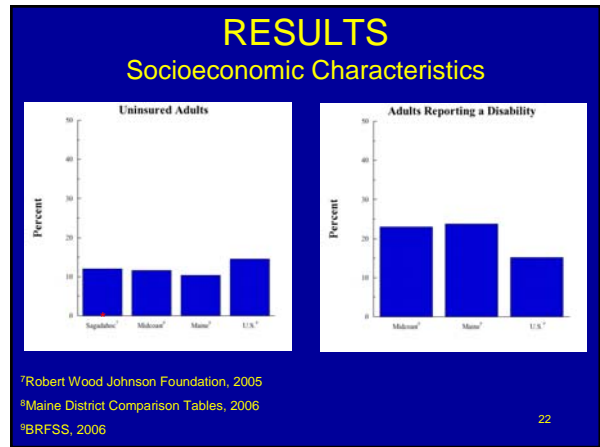
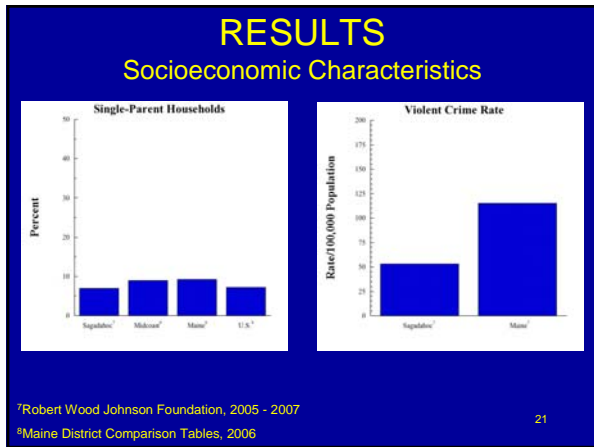
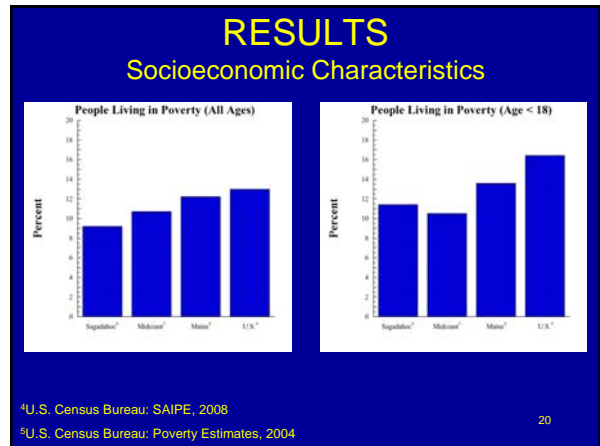
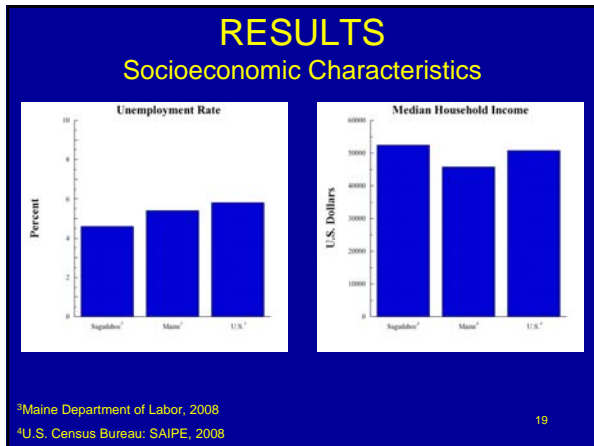


RESULTS

Socioeconomic Characteristics

- This includes certain factors that have been shown to affect health status such as: Income, Education, and Employment
- Some specific indicators analyzed include:
 - Unemployment rate
 - People living in poverty
 - Median household income
 - Single-parent households
 - Violent crime rate
 - High school completion rate

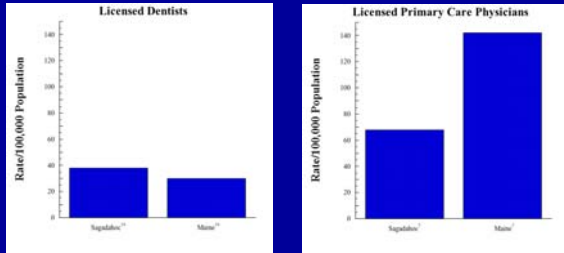
17



- ## RESULTS
- ### Health Resource Availability
- This represents factors associated with the health system capacity. It includes both the number of licensed and credentialed health personnel and the physical capacity of health facilities.
 - Specific indicators analyzed include:
 - Licensed dentists
 - Licensed primary care physicians
 - Access to a primary physician
 - Routine dental visits
 - Available emergency room beds
- 24

RESULTS

Health Resource Availability



⁷Robert Wood Johnson Foundation, 2005 - 2006
¹⁰HRSA Area Resource File, 2005

25

RESULTS

Health Resource Availability

- The population-to-physician ratio is 1,189:1 in the Midcoast District and 978:1 in the State of Maine
- The Midcoast District also has a lower rate of available emergency department beds (95/100,000) compared with the State of Maine (147/100,000)

¹¹Maine District Health Profiles, 2006

26



27

RESULTS

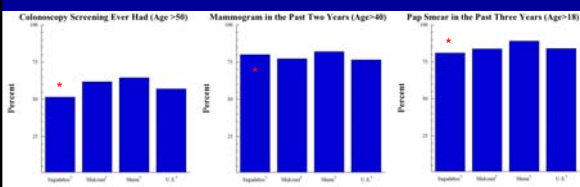
Behavioral Risk Factors

- Risk factors in this category include behaviors which are believed to cause injuries, disease, and death during youth and adolescence and significant morbidity and mortality in later life
- Much of the indicators for this category correlate with information found in the Behavioral Risk Factor Surveillance System (BRFSS)
- Some indicators include:
 - Alcohol and tobacco use
 - Exercise
 - Obesity
 - Healthy eating
 - Health maintenance screening exams

28

RESULTS

Behavioral Risk Factors

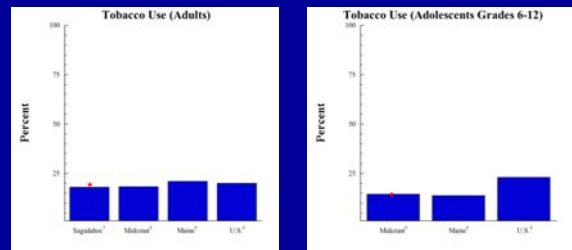


⁹BRFSS, 2006

29

RESULTS

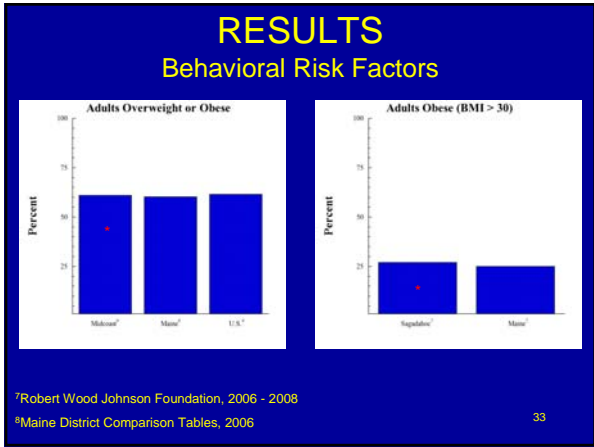
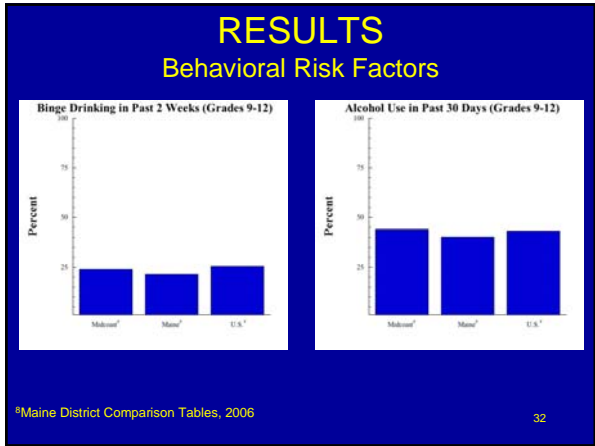
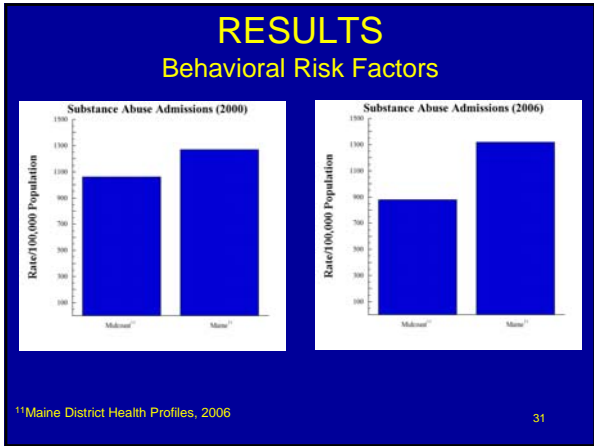
Behavioral Risk Factors



⁷Robert Wood Johnson Foundation, 2002 - 2008

⁸Maine District Comparison Tables, 2006

30

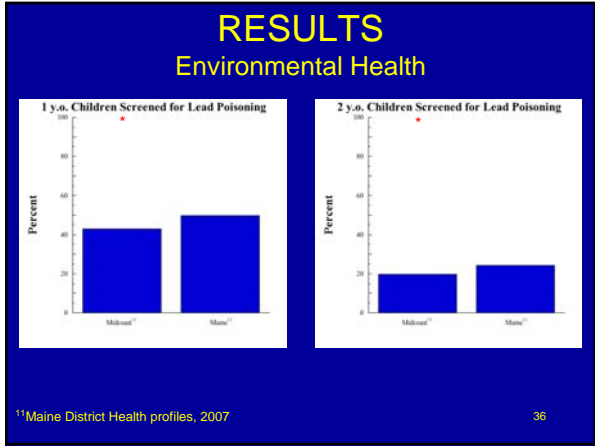


RESULTS

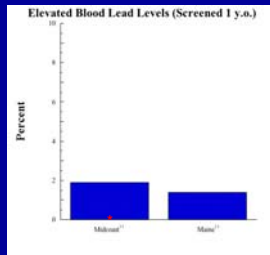
Environmental Health

- The physical environment directly impacts health and quality of life. Factors in this category may result in premature disability or mortality
- Indicators in this category include items such as air and water quality, workplace and food safety, lead or hazardous waste exposure, and unintentional injuries

35

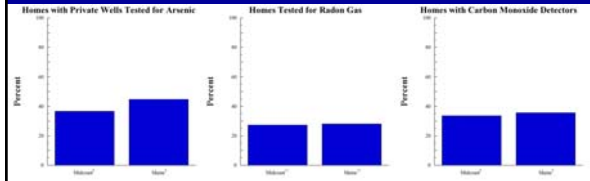


RESULTS Environmental Health



¹Maine District Health profiles, 2005 - 2006

RESULTS Environmental Health



³Maine District Comparison Tables, 2003

⁴BRFSS, 2004

¹Maine District Health profiles, 2006

